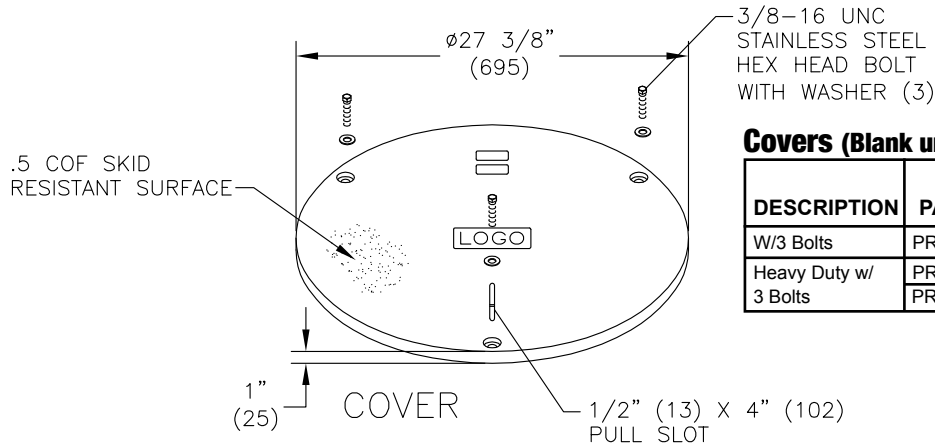


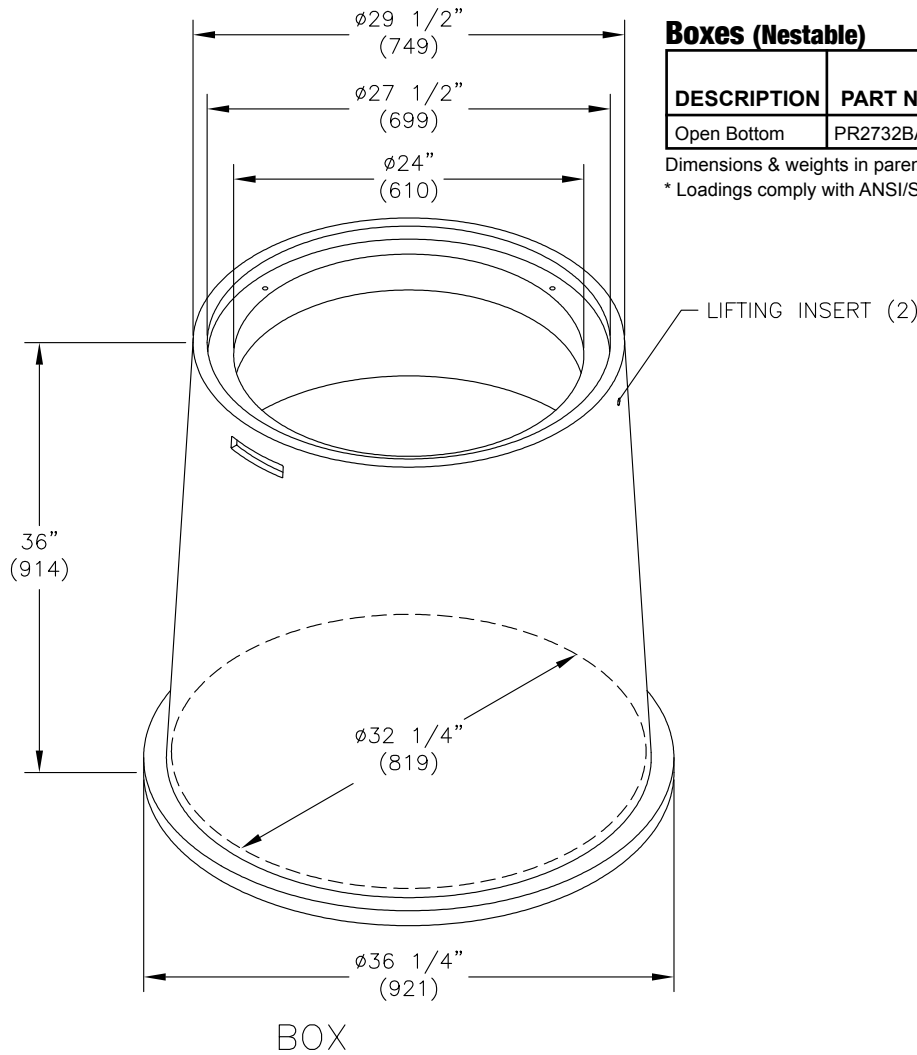
# SPECIFICATIONS/DATA

## 27" Round Style (Nestable) Assembly



### Covers (Blank unless logo is specified)

DESCRIPTION	PART NO.	WEIGHT #	DESIGN/ TEST LOAD #	ANSI TIER*
W/3 Bolts	PR2700CA00	53 (24.0 kg)	8,000 / 12,000	8
Heavy Duty w/ 3 Bolts	PR2700HA00	75 (34.0 kg)	15,000 / 22,500	15
	PR2700HH00	75 (34.0 kg)	22,500 / 33,750	22

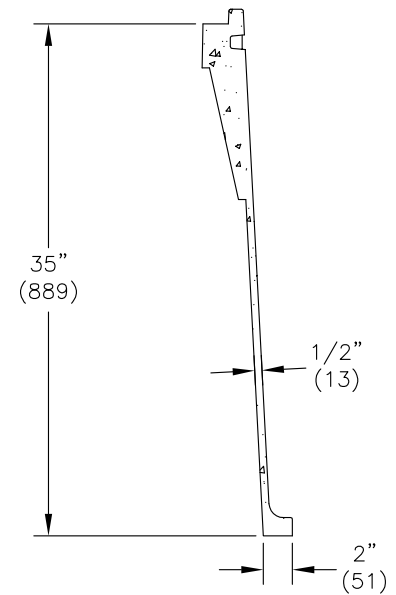


### Boxes (Nestable)

DESCRIPTION	PART NO.	WEIGHT #	DESIGN/TEST LOAD #	ANSI TIER*
Open Bottom	PR2732BA36	278 (126.0 kg)	22,500 / 33,750	22

Dimensions & weights in parentheses are metric equivalent.

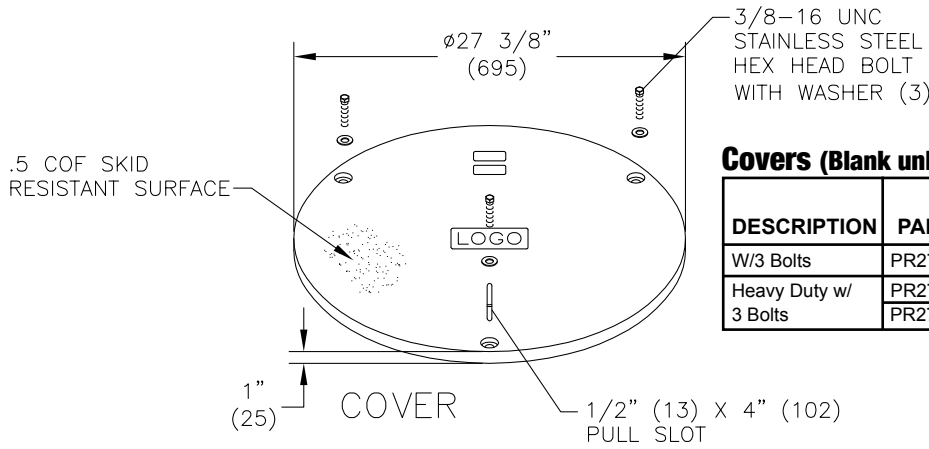
\* Loadings comply with ANSI/SCTE 77 (see page 9).



ENCLOSURE DRAWINGS

## SPECIFICATIONS/DATA

## 27" Round Style Assembly



### Covers (Blank unless logo is specified)

DESCRIPTION	PART NO.	WEIGHT #	DESIGN/ TEST LOAD #	ANSI TIER*
W/3 Bolts	PR2700CA00	53 (24.0 kg)	8,000 / 12,000	8
Heavy Duty w/ 3 Bolts	PR2700HA00	75 (34.0 kg)	15,000 / 22,500	15
	PR2700HH00	75 (34.0 kg)	22,500 / 33,750	22

ENCLOSURE DRAWINGS

### Boxes

DESCRIPTION	PART NO.	WEIGHT #	DESIGN/TEST LOAD #	ANSI TIER*
Open Bottom	PR2733BA48	283 (129.0 kg)	22,500 / 33,750	22

Dimensions & weights in parentheses are metric equivalent.

\* Loadings comply with ANSI/SCTE 77 (see page 9).

