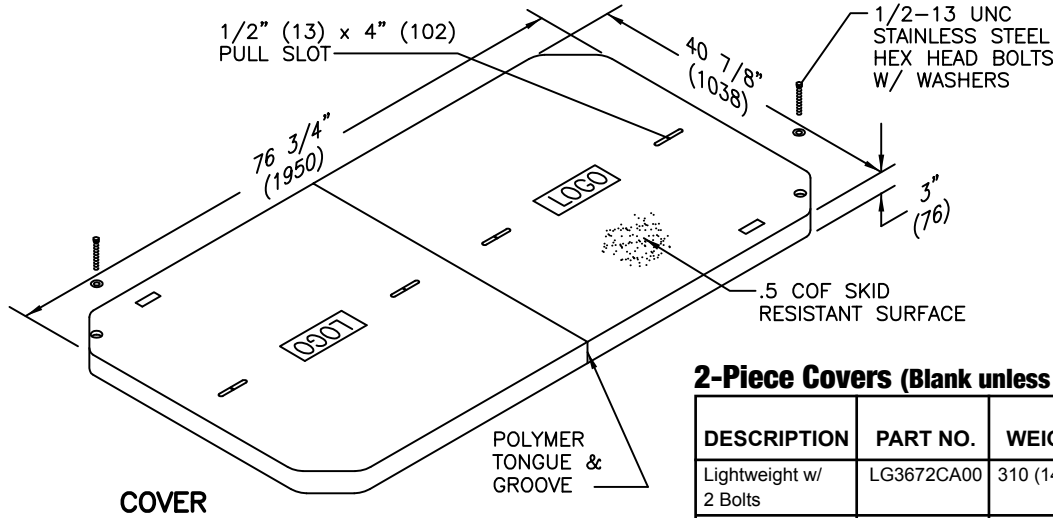


SPECIFICATIONS/DATA

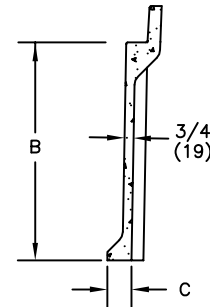
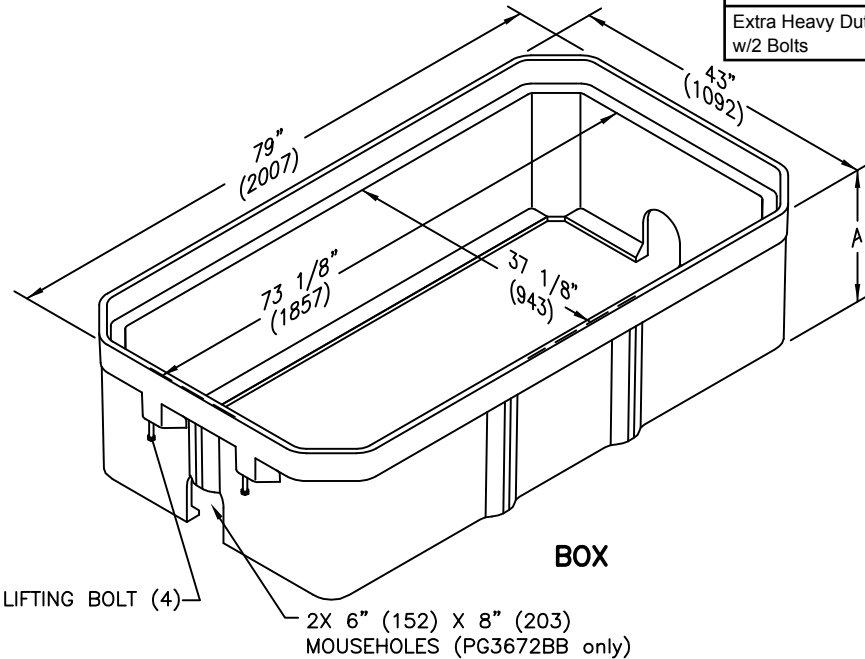
36" x 72" PG Style (Stackable) Assembly



2-Piece Covers (Blank unless logo is specified)

DESCRIPTION	PART NO.	WEIGHT #	DESIGN/TEST LOAD #	ANSI TIER*
Lightweight w/ 2 Bolts	LG3672CA00	310 (140.6 kg)	5,000 / 7,500	5
Lightweight w/ No Bolts	LG3672WA00	310 (140.6 kg)	5,000 / 7,500	5
Heavy Duty w/ 2 Bolts	PG3672HA00	488 (221.0 kg)	15,000 / 22,500	15
Extra Heavy Duty w/2 Bolts	PG3672HH00	544 (246.8 kg)	22,500 / 33,750	22

* Covers with meter lids available upon request. See page 12 or page 56 for meter lid cover load rating explanation.



Boxes (Stackable with self-aligning, replaceable EZ-Nut) *36" deep box must be used as bottom of any stack

DESCRIPTION	PART NO.	WEIGHT #	DIMENSION A	DIMENSION B	DIMENSION C	DESIGN/TEST LOAD #	ANSI TIER*
Open Bottom	PG3672BA21	448 (203.2 kg)	21" (533 mm)	18" (457 mm)	2" (51 mm)	22,500 / 33,750	22
	* PG3672BA36	768 (348.0 kg)	36" (914 mm)	33" (838 mm)	2" (51 mm)	22,500 / 33,750	22
Open Bottom w/ 2 Mouseholes	PG3672BB21	445 (201.9 kg)	21" (533 mm)	18" (457 mm)	2" (51 mm)	22,500 / 33,750	22
	* PG3672BB36	768 (348.0 kg)	36" (914 mm)	33" (838 mm)	2" (51 mm)	22,500 / 33,750	22
Solid Bottom	PG3672DA21	569 (258.1 kg)	21 1/2" (546 mm)	18" (457 mm)	N/A	22,500 / 33,750	22
	* PG3672DA36	822 (373.0 kg)	36 1/2" (927 mm)	33" (838 mm)	N/A	22,500 / 33,750	22

Dimensions & weights in parentheses are metric equivalent.

* Loadings comply with ANSI/SCTE 77 (see page 9).